



碩禾電子材料股份有限公司
GIGA SOLAR MATERIALS CORP.

碩禾電子材料股份有限公司 2021年第3季法人說明會

Nov 11, 2021





Disclaimer

- The statements of GSMC's current expectations included in this presentation are forward-looking statements subject to significant risks and uncertainties and actual results may differ materially from those contained in these forward-looking statements.
- GSMC undertakes no obligation to update any forward-looking statements, whether as a result of new information, future events or otherwise.




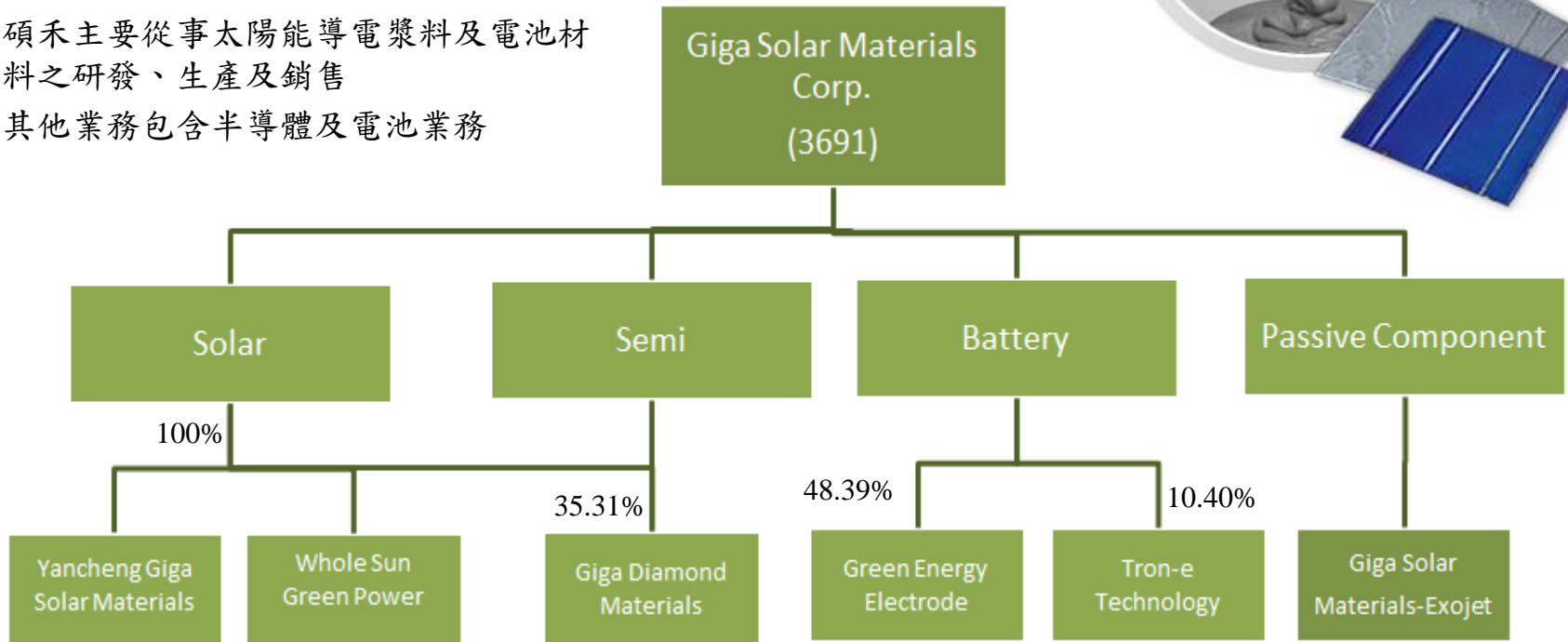
Agenda

- **基本資訊 Basic Information**
- **市場分析 PV Market**
- **營運成果 Financial Results**
- **市場展望 Market Outlook**
- **Q&A**



集團架構

- 碩禾主要從事太陽能導電漿料及電池材料之研發、生產及銷售
- 其他業務包含半導體及電池業務



Confidential



碩禾電子材料股份有限公司
GIGA SOLAR MATERIALS CORP.

市場分析PV Market





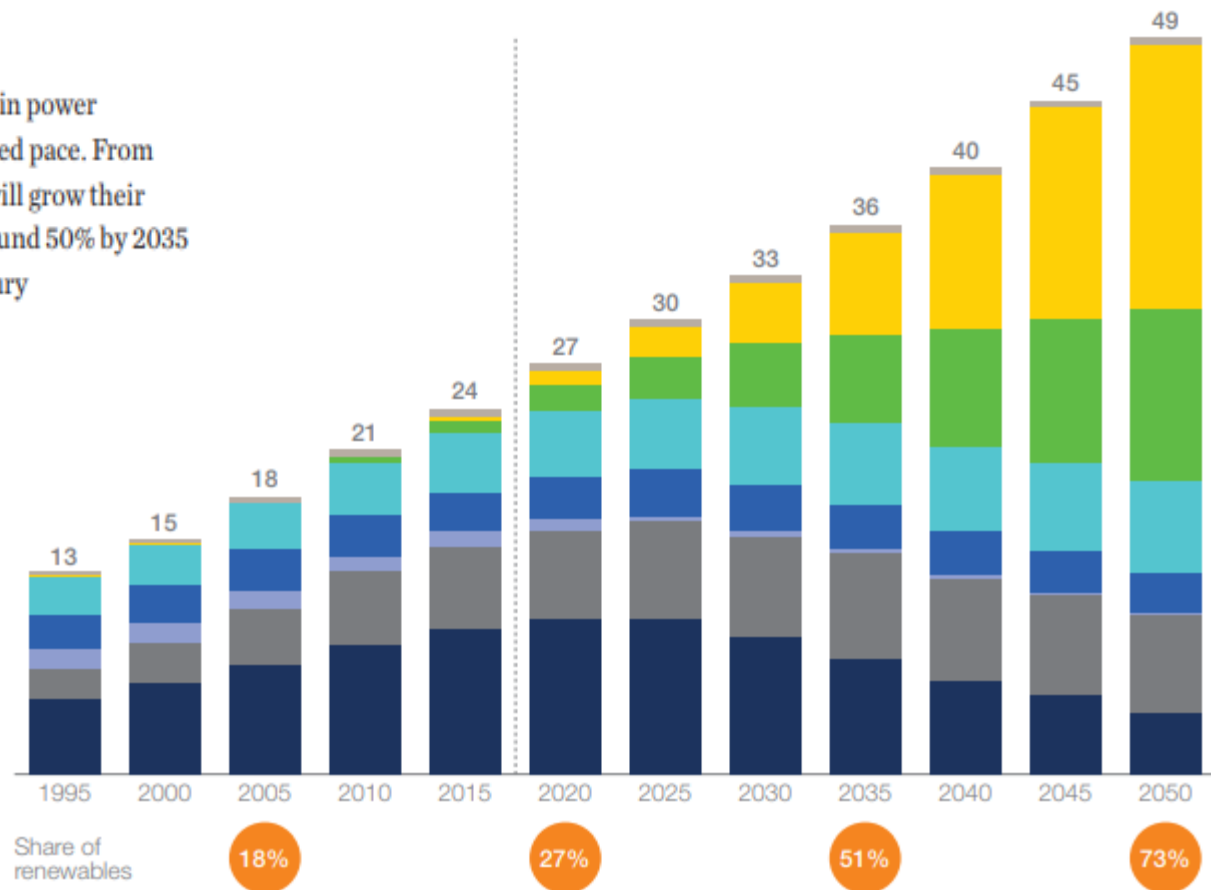
麥肯錫公司發布《全球能源視角2019》

Renewable generation accounts for more than 50% of power supply post-2035, a clear trend break from historical fossil fuel-based generation

Global power generation
Thousand TWh

Other¹ Solar Wind Hydro Nuclear Oil Gas Coal

- The role of renewable resources in power generation grows at an accelerated pace. From around 25% today, renewables will grow their share of global generation to around 50% by 2035 and to close to 75% by mid-century

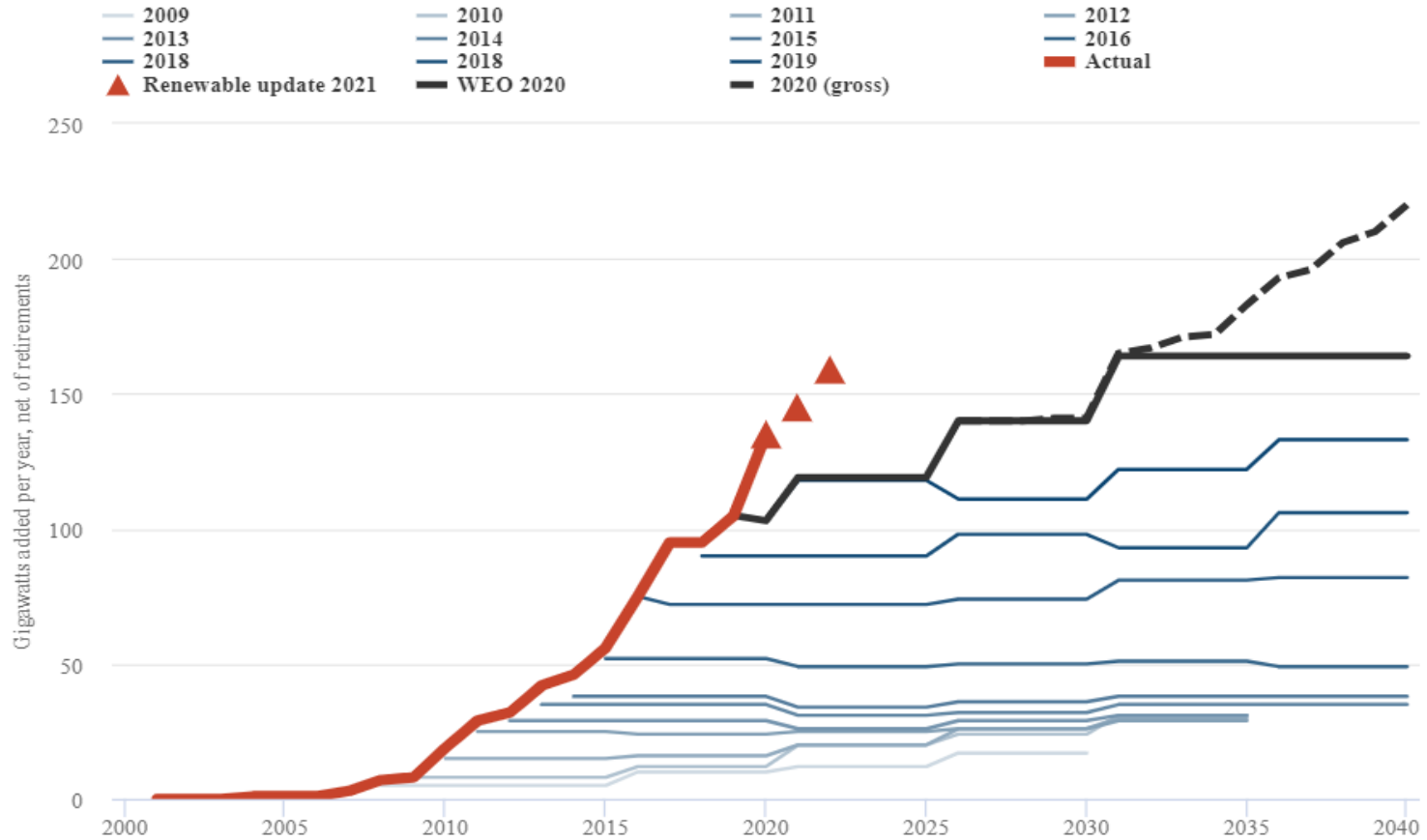




國際能源署將太陽能增長預期再上調25%

The **new IEA solar forecast** is far more rapid than its **2020 WEO**, published in November

The agency has raised its solar outlook repeatedly as costs fall and policy support improves



Source: Renewable Energy Market Update, IEA, May 2021.



碩禾電子材料股份有限公司
GIGA SOLAR MATERIALS CORP.

3Q21

營運成果 Financial Results





2021年第3季合併綜合損益表 與去年同期比較

(新台幣仟元)

科目	3Q21	%	3Q20	%	YoY%
營業收入淨額	1,651,668	100.0%	2,719,232	100.0%	-39%
營業毛利	116,551	7.1%	447,397	16.5%	-74%
營業淨利	(94,415)	-5.7%	230,745	8.5%	-141%
營業外收入及支出	(45,271)	-2.7%	43,878	1.6%	-203%
稅前淨利	(139,686)	-8.5%	274,623	10.1%	-151%
本期淨利	(113,825)	-6.9%	231,179	8.5%	-149%
淨利歸屬母公司	(118,789)	-7.2%	252,738	9.3%	-147%
淨利歸屬非控制	4,964	0.3%	(21,559)	-0.8%	-123%
每股盈餘(NT\$)	(1.58)		4.02		



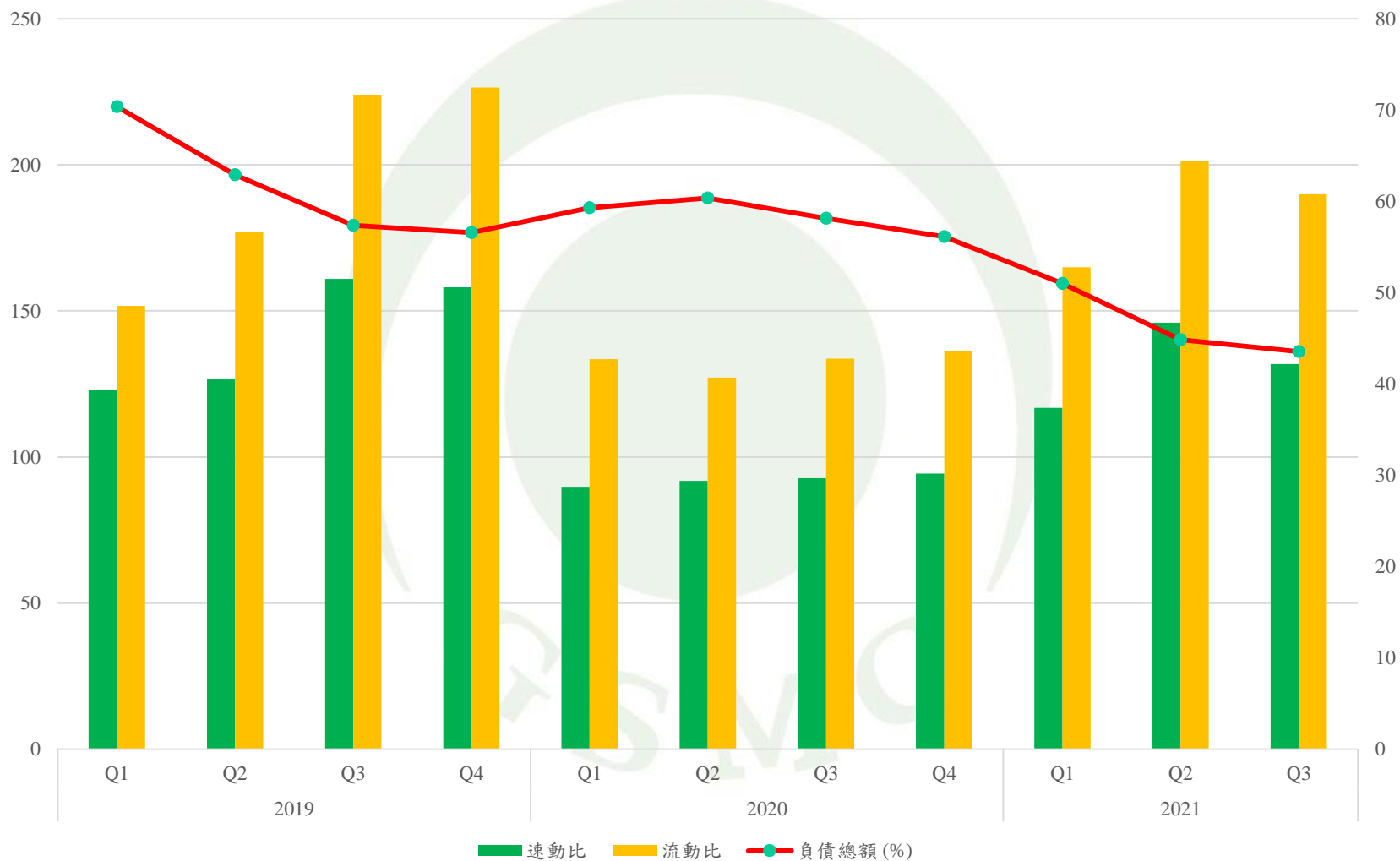
2021.9.30合併資產負債表 與上季比較

(新台幣仟元)

科目	2021.9.30	%	2021.6.30	%	QoQ%
流動資產	6,524,994	51.72%	7,536,627	56.97%	-13.42%
非流動資產	6,090,093	48.28%	5,691,522	43.03%	7.00%
資產總計	12,615,087	100.00%	13,228,149	100.00%	-4.63%
流動負債	3,435,546	27.23%	3,746,550	28.32%	-8.30%
非流動負債	2,058,997	16.32%	2,187,788	16.54%	-5.89%
負債合計	5,494,543	43.56%	5,934,338	44.86%	-7.41%
本公司業主之權益合計	6,472,016	51.30%	6,650,898	50.28%	-2.69%
非控制權益	648,528	5.14%	642,913	4.86%	0.87%
權益合計	7,120,544	56.44%	7,293,811	55.14%	-2.38%
負債及權益總計	12,615,087	100.00%	13,228,149	100.00%	-4.63%



財務比例





碩禾電子材料股份有限公司
GIGA SOLAR MATERIALS CORP.

市場展望Market Outlook





展望未來

➤ 太陽能漿料

- 預期第四季市場成長，成長幅度依政府政策不同
- 原料價格波動->調整存貨採購政策
- 2021-2024 穩定成長
- 2025~ 快速成長



展望未來

➤ 子公司

- 禾迅-固定收益
- 碩鑽-邁向損益兩平
- 芯和-擴產中

➤ 新產品

- 被動元件漿料
- 電池材料負極及載體-擴線中



碩禾電子材料股份有限公司
GIGA SOLAR MATERIALS CORP.



Presenter Media

Thank you for your attention!

GSMC